

CONSTRUCTION
SECTOR COUNCIL



CONSEIL SECTORIEL
DE LA CONSTRUCTION



Construction Trades Outlook



CAF Conference
Victoria, British Columbia
June 2008



Labour Market Analysis

- **Construction sectors**
 - Residential (new / renovation)
 - Commercial
 - Industrial
 - Institutional
 - Engineering
 - Maintenance (all sectors)
- 
- 



Labour Market Analysis


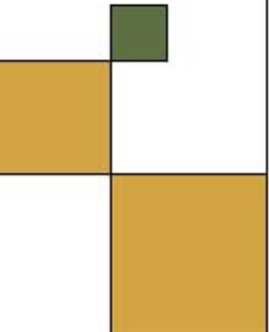
■ Industry

- Construction
- Other Industries (that hire construction trades)

■ Trade Coverage

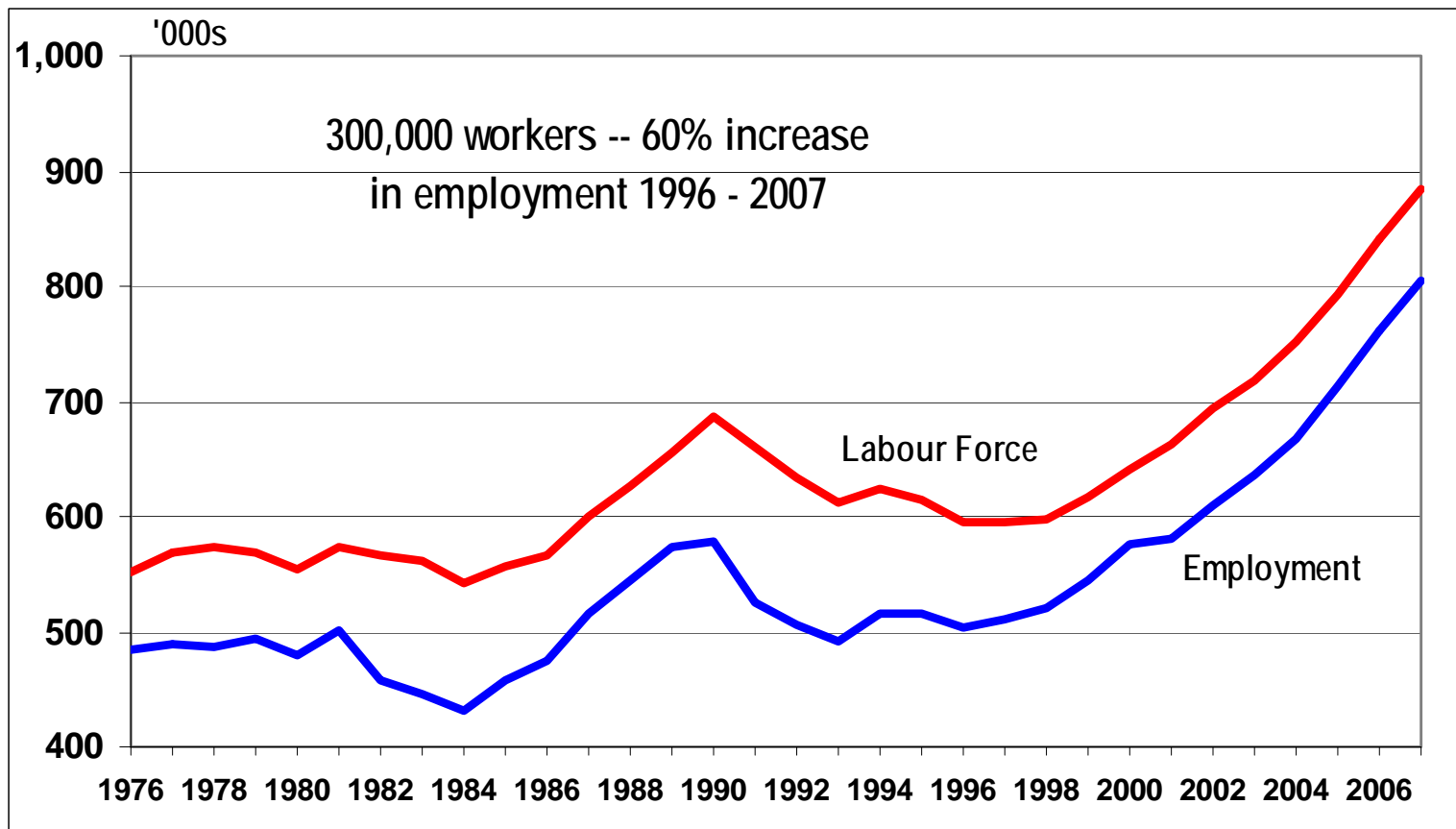
- 31 trades / occupations

■ Regional Coverage

- 10 provinces
 - Sub-regional (Ontario)
 - Atlantic
- 
- 



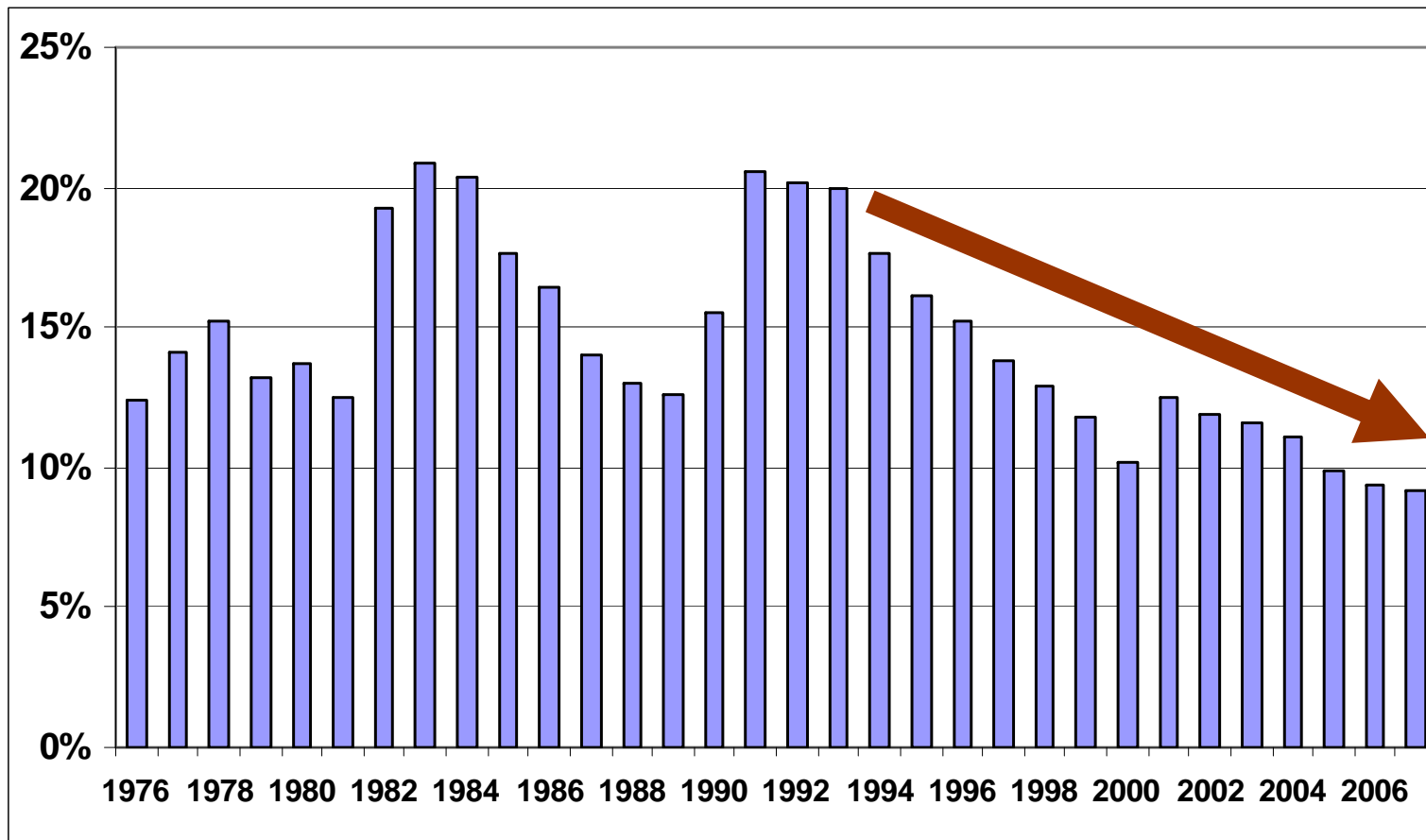
Labour Force and Employment Construction Industry, Canada (000s)



CSC trades are 70% of the Construction Industry



Unemployment Rate Construction Industry, Canada (%)



Source: Statistics Canada and Construction Sector Council



Demand – Labour Requirements

- **Strong growth in jobs in construction, record employment levels for some trades**
 - **Shift in emphasis from new residential to industrial and engineering projects across most regions**
 - **Project timing is critical**
 - **Recruitment and training**
- 
- 



Demand – Labour Requirements

- **Pacesetters are Alberta and British Columbia**
 - **Most dramatic increases are in New Brunswick, Newfoundland and Labrador, Manitoba and Saskatchewan**
 - **Nova Scotia, Ontario and Quebec to follow a more moderate growth path**
- 



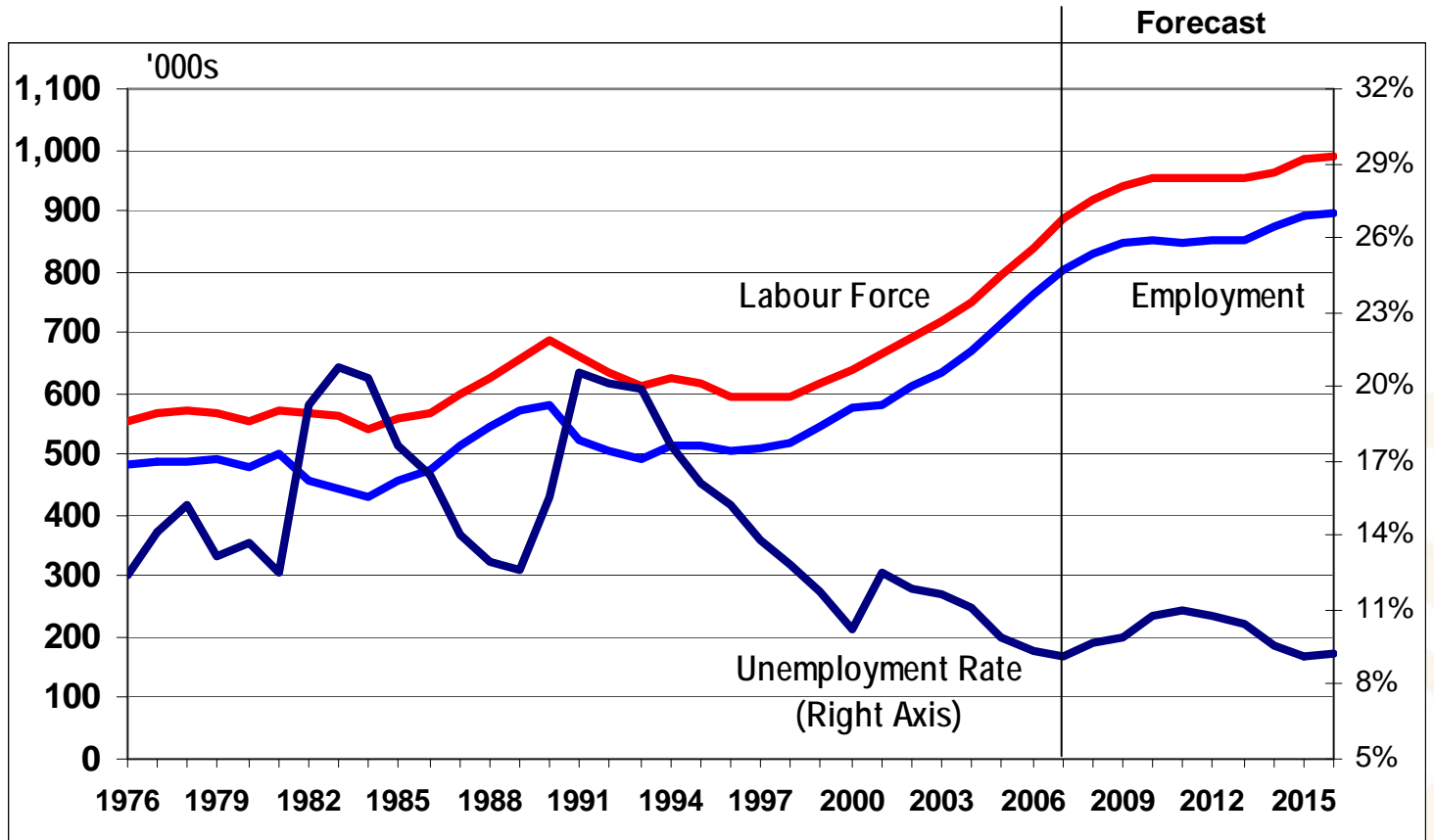
Key Trades in High Demand

- **Construction managers / supervisors**
- **Boilermakers**
- **Crane operators**
- **Heavy equipment operators / mechanics**
- **Insulators**
- **Ironworkers**
- **Millwrights**
- **Pipefitters**
- **Welders**

Other key trades include trade specialties for electricians, plumbers, sheet metal workers and carpenters related to large industrial and engineering projects



Construction Labour Market

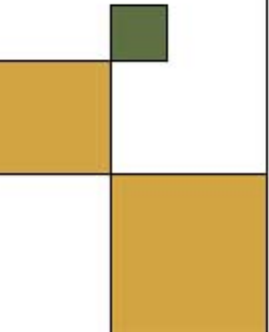


Source: Statistics Canada and Construction Sector Council

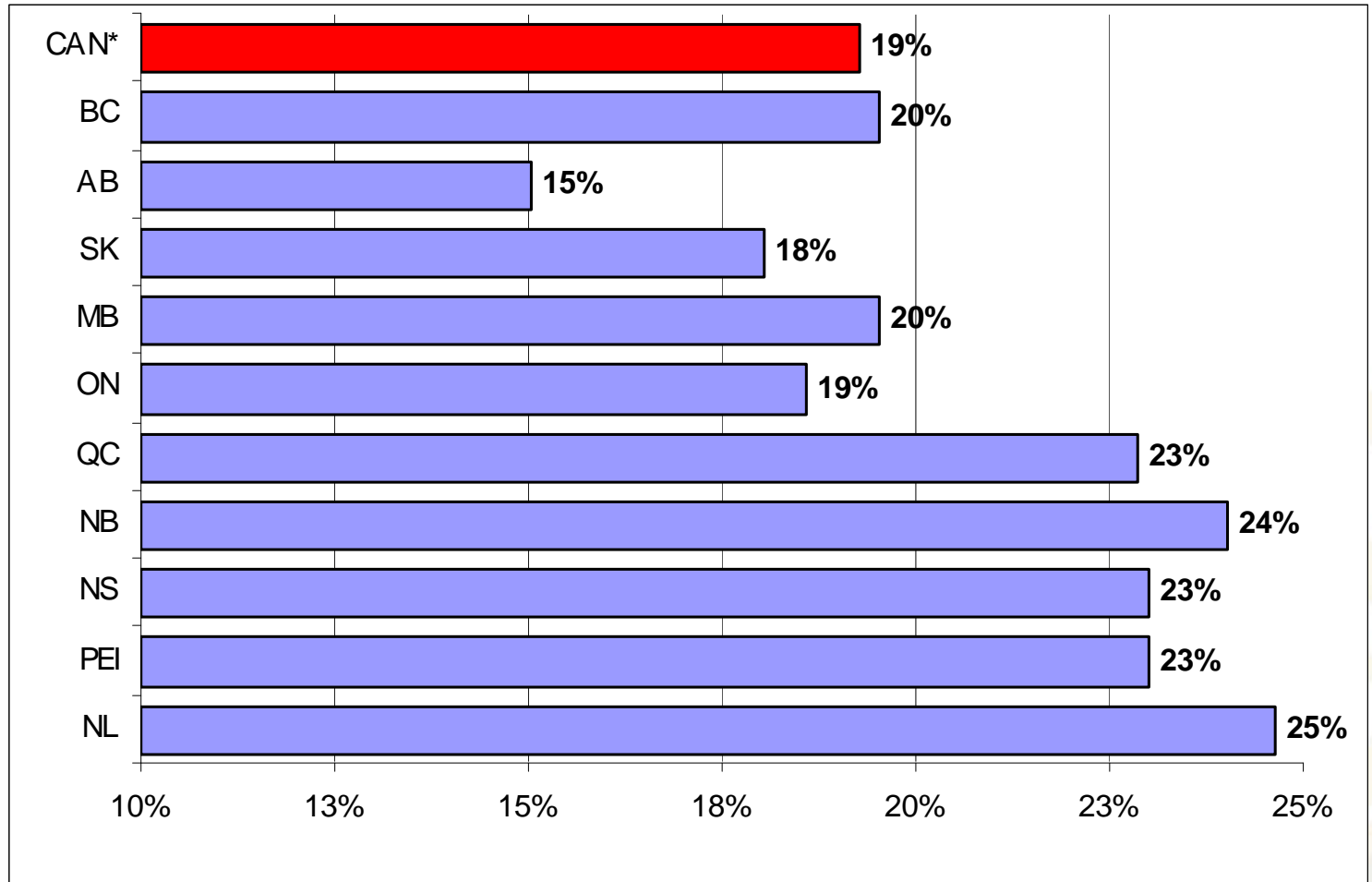


Retirements (Replacement Demand)

- Replacement of retiring workers will put pressure on the labour force and the availability of workers in the long term
- Age profiles differ by:
 - trade
 - province



2007 – 2016 Cumulative Retirements as a Percentage of 2006 Labour Force



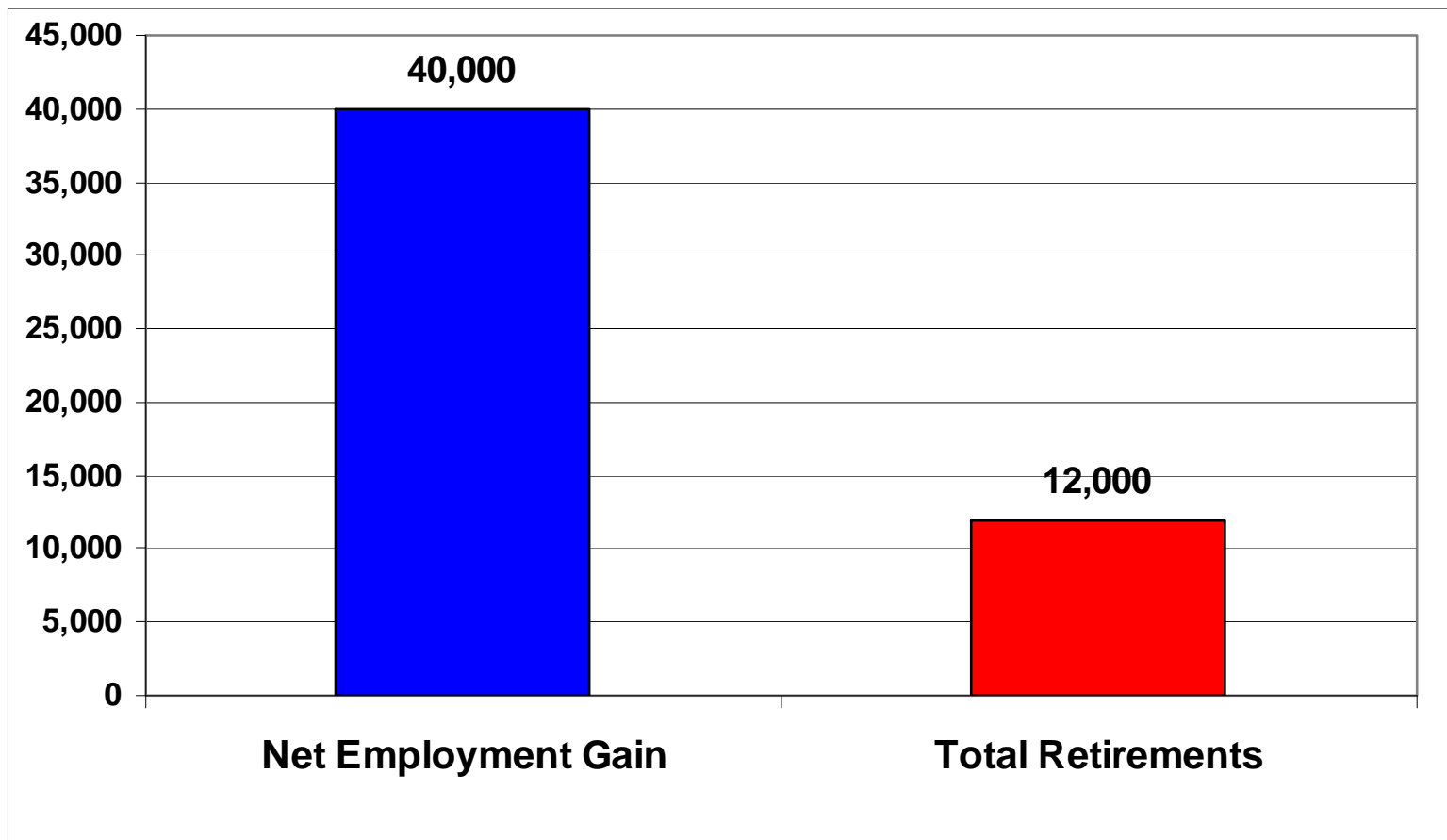
Source: Construction Sector Council



Labour Demand

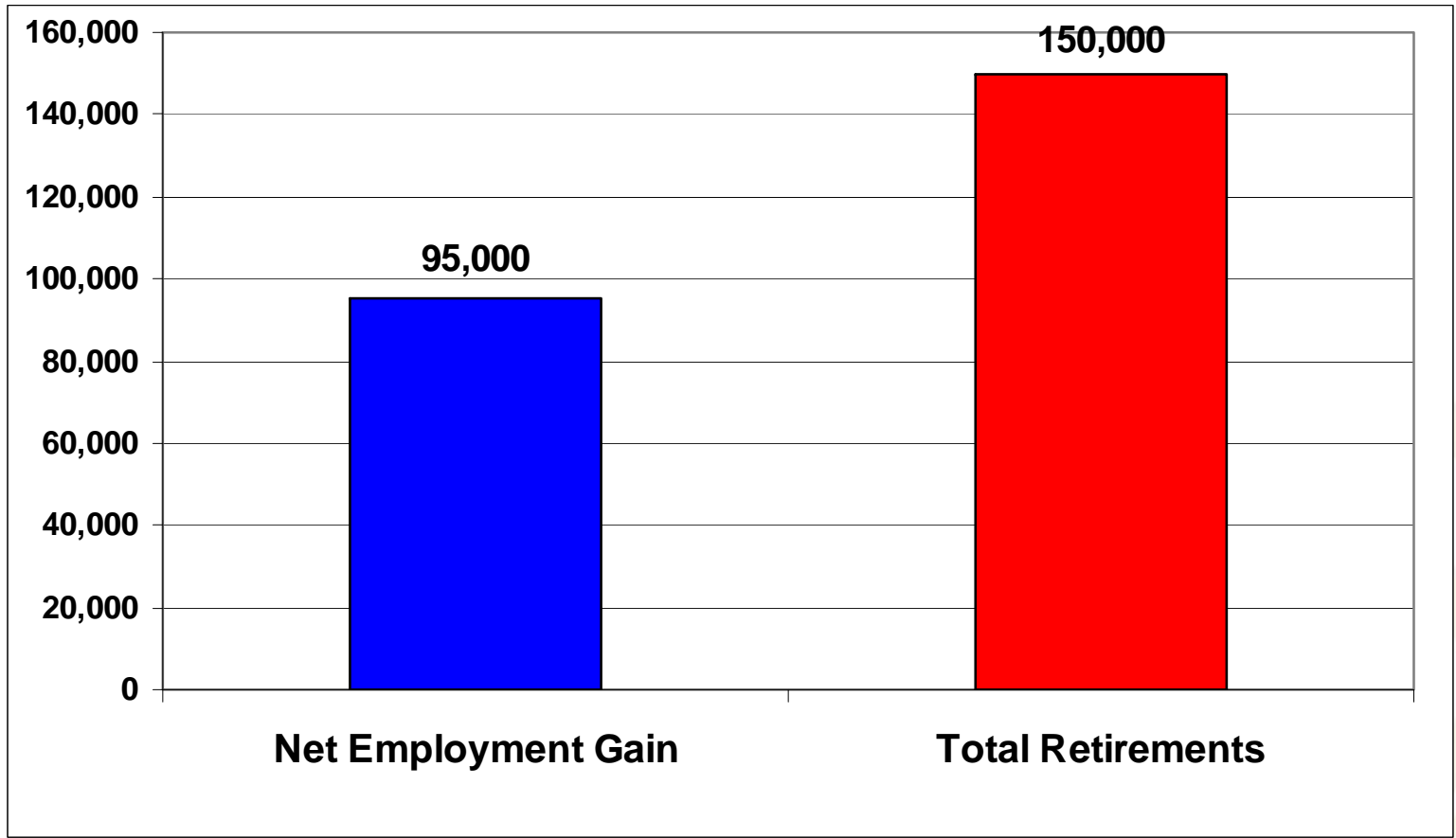
- **New demand for building requirements dominates the medium term**
 - **Replacement demand dominates in the long run**
 - **Continuing demand dictates that training and recruiting programs must be sustained over the full forecast period**
- 

Net Employment Change and Retirements CSC Trades, Canada, 2007



Source: Construction Sector Council

Net Employment Change and Retirements CSC Trades, Canada, 2008 - 2016



Source: Construction Sector Council



Highlights

- **Record levels of construction activity and employment with many major projects underway across Canada**
 - **Recruiting activity will continue to be intense over the short term with many new large projects planned**
 - **Labour market focus on the demand for skilled trades working on major industrial and engineering projects**
- 



Highlights

- Later in the forecast the attention shifts to the impact of demographics
 - This implies the continuing need for training and recruitment even in periods of cyclical declines in employment as some majors end
 - The potential for regional mobility to meet demand is limited depending on the timing of major projects
 - There may be opportunities from other non-construction sectors
- 



Market Rankings – 2009

Selected Trades

	NL	NS	NB	ON	QC	MB	SK	AB	BC
Boilermakers	5	3	4	3	3	4	4	4	5
Construction Managers	4	4	4	3	3	4	4	3	5
Construction Millwrights and Industrial Mechanics (except textile)	-	4	3	2	3	-	-	4	5
Contractors and Supervisors	4	4	4	3	4	4	4	4	5
Crane Operators	4	3	4	3	3	4	4	5	5
Gas Fitters	-	-	-	3	3	4	-	4	5
Heavy Equipment Operators (except crane)	3	4	4	2	3	4	4	4	5
Heavy-duty Equipment Mechanics	4	4	4	2	3	5	4	4	5
Insulators	-	3	4	3	3	4	4	5	5
Ironworkers and Structural Metal Fitters	4	4	4	2	3	4	3	5	5
Steamfitters, Pipefitters and Sprinkler System Installers	4	3	4	3	3	4	4	5	4
Welders and Related Machine Operators	5	4	4	2	3	4	3	5	5


Note: The small size of the workforce and the associated risks in statistical measurement sometimes limit the estimation of trade rankings. In some cases (indicated by a "-"), information for the smaller trades and occupations is suppressed because of limited statistical reliability.

1 Excess Supply -- 5 Severe Shortages

Source: Construction Sector Council



Construction Looking Forward



- Labours requirements 2008 to 2016 (4th edition)
 - Regional
 - National Summary
 - Website
- 



www.constructionforecasts.ca

CONSTRUCTION
SECTOR COUNCIL



CONSEIL SECTORIEL
DE LA CONSTRUCTION



[Home](#) [Browse Forecasts](#) [Search Forecasts](#) [Using the Data](#) [LMI Program](#) [Methodology](#) [Reference](#)

Construction Forecasts

The Construction Forecasts Website is an online delivery system that provides construction organizations with timely forecast data on residential and non-residential construction investment activity and labour supply and demand at the national, provincial and regional levels.

To begin viewing the Construction Forecasts data, select from one of the following two options:

Browse
Quick Picks
view the forecasts

Search
Data Selection
filter and combine data

Forecast Quick Picks

The forecasts listed below are a **random selection** of some of the most commonly accessed data.

- [Key Economic Indicators \(United States\)](#)
- [Key Economic Indicators \(Provincial\)](#)
- [Raw Material Prices](#)
- [Residential Investment by Region](#)